

20 Years of ERASMUS Mobility

Dr. Siegbert Wuttig, DAAD
Brussels, 2 July 2009





Structure of my presentation



- ➡ **Short introduction to the DAAD**
- ➡ **Policy agendas for inner-European student mobility**
- ➡ **ERASMUS: facts and figures**
- ➡ **The impact of ERASMUS**
- ➡ **Current trends in ERASMUS**
- ➡ **Future prospects of ERASMUS**



Short Introduction to the DAAD

The DAAD has...

- 63 Regional Offices and Information Centres (IC) all over the world
- almost 700 staff and an annual budget of around 356 mio €
- more than 460 DAAD Lecturers abroad
- 55,000 DAAD scholarship holders p.a.
- around 600 professors on 90 selection committees



The DAAD is also...

- National Agency for EU Higher Education Cooperation
- International ASEM Secretariat
- National IAESTE Secretariat (traineeships and internships)
- (Co-)responsible for the Marketing Consortium GATE
- (Co-)responsible for the TestDaF Institut
- (Co-)responsible for “uni-assist”





DAAD - National Agency for EU Higher Education Cooperation

We are ...



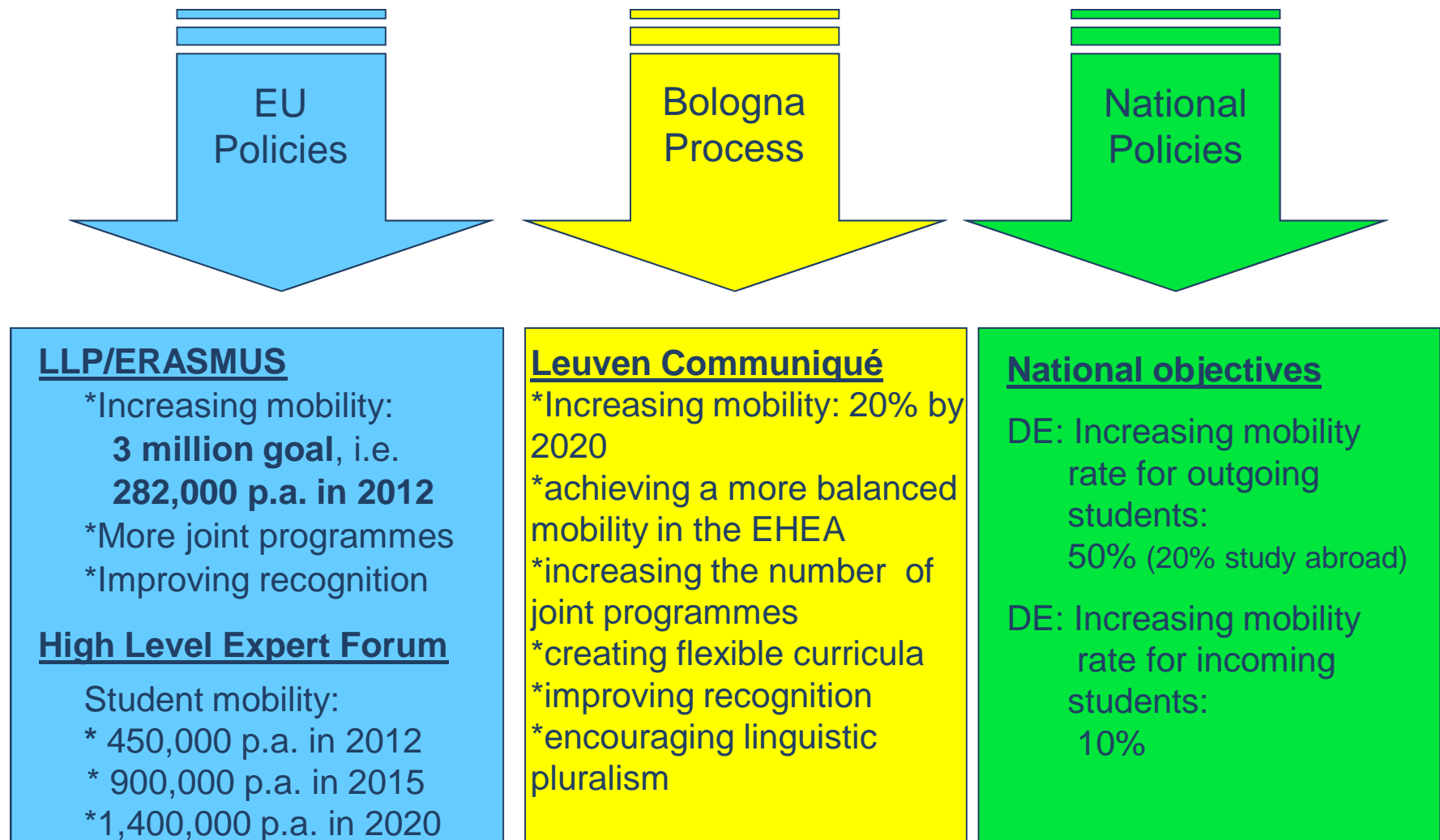
- ➡ **National Agency for ERASMUS (since 1987)**
- ➡ **National Contact Point for TEMPUS (since 1990) and EU Third-Country Cooperation**
- ➡ **National Structure for ERASMUS Mundus (since 2004)**
- ➡ **Coordinator of the EU/BMBF Project „Promoting Bologna in Germany“ (since 2005)**
- ➡ **Coordinator of the BMBF Project „Transnational Mobility in BA/MA programmes“ (since 2005)**
- ➡ **International ASEM-Secretariat (since 2009)**
- ➡ **Administrator of the national FMS Programme**



Selected European Policies With a Higher Education Component




Policy Agendas for Inner-European Student Mobility





Lifelong Learning Programme (2007 – 2013)



3.1 billion €
for 7 years





Launch: 1987

**31 (+ 2)
participating
countries: 4,000
H.E.I are EUC
holders**

**2 million students,
200.000 teachers,
New: 20,000 placements,
4,900 staff mobilities
268 IPs
in 2007/2008**

Average period abroad
SMS: 6.5 months
SMP: 4.3 months

ERASMUS: Facts and Figures 1987/8 -2007/8

Participation
SMS: 63% females
SMP: 60% females

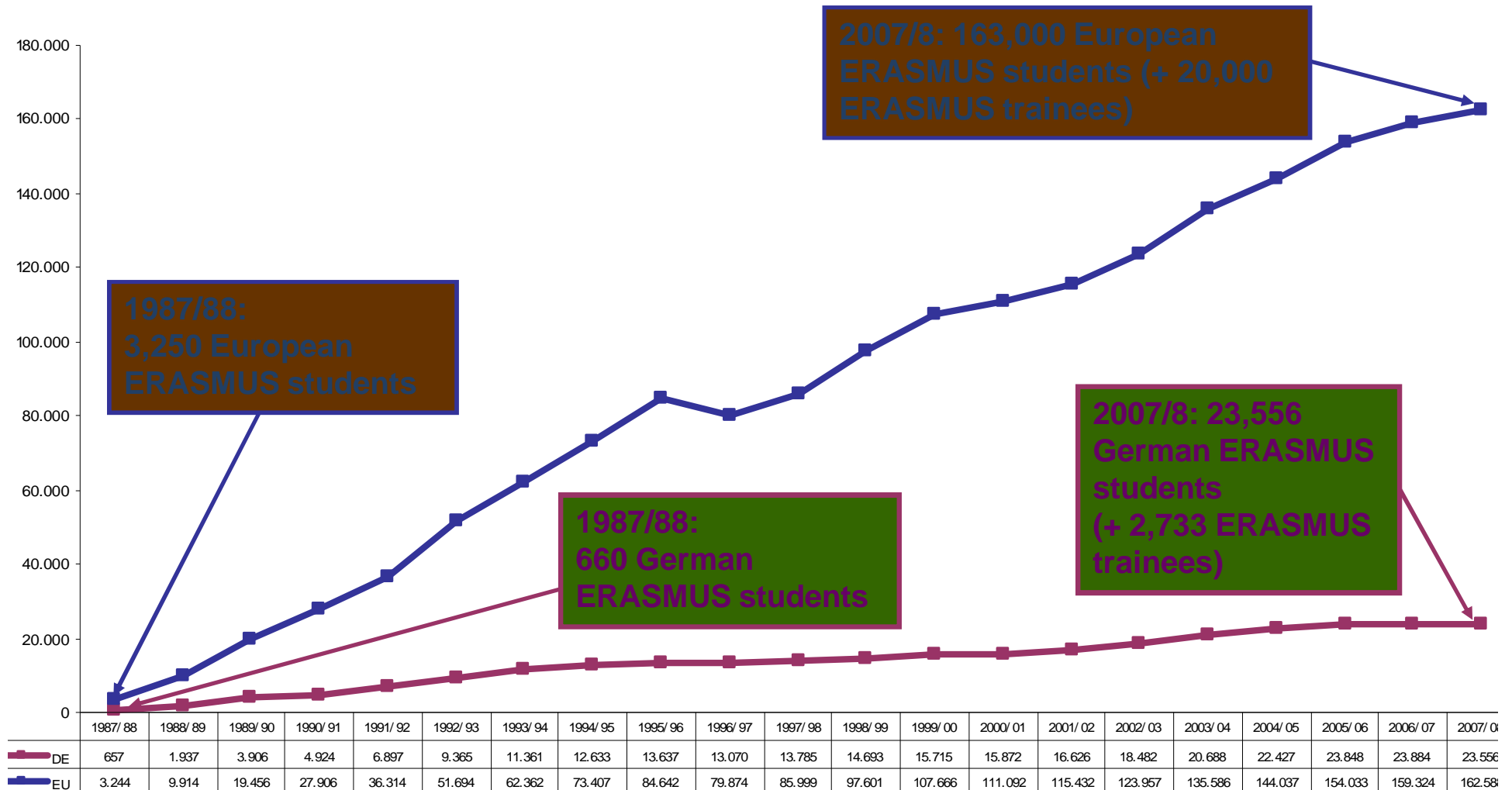
**Special actions:
EILC
ECTS/DS label
Bologna experts**

Average grant p.m. :
SMS: 240 €
SMP: 450 €

**Mobility Budget:
415 million Euro
in 2008/2009**



ERASMUS Student Mobility (SMS) 1987/88 – 2007/8



Student mobility (SMS) in ERASMUS: Quantitative trends

Increase/
Decrease

Annual increase

2003/4: 9.2%

2004/5: 6.3%

2005/6: 5.2%

2006/7: 3.4%

2007/8: 2.0%

Target: 11%

Countries with increase: 2006/7

0-2%: DE, DK, LI, NL,
SE, UK

2-5%: BE, FR, IT, RO

5-10%: AT, BG, CZ, LT

>10%: EE, HU, LU, LV,
PL, PT, SL, SK, TR

Countries with decrease: 2006/7

0,1-5%: CY, ES, FI, GR,
IE, IS

> 5%: MT, NO

Erasmus study mobility (SMS) 2007/2008

Legend:

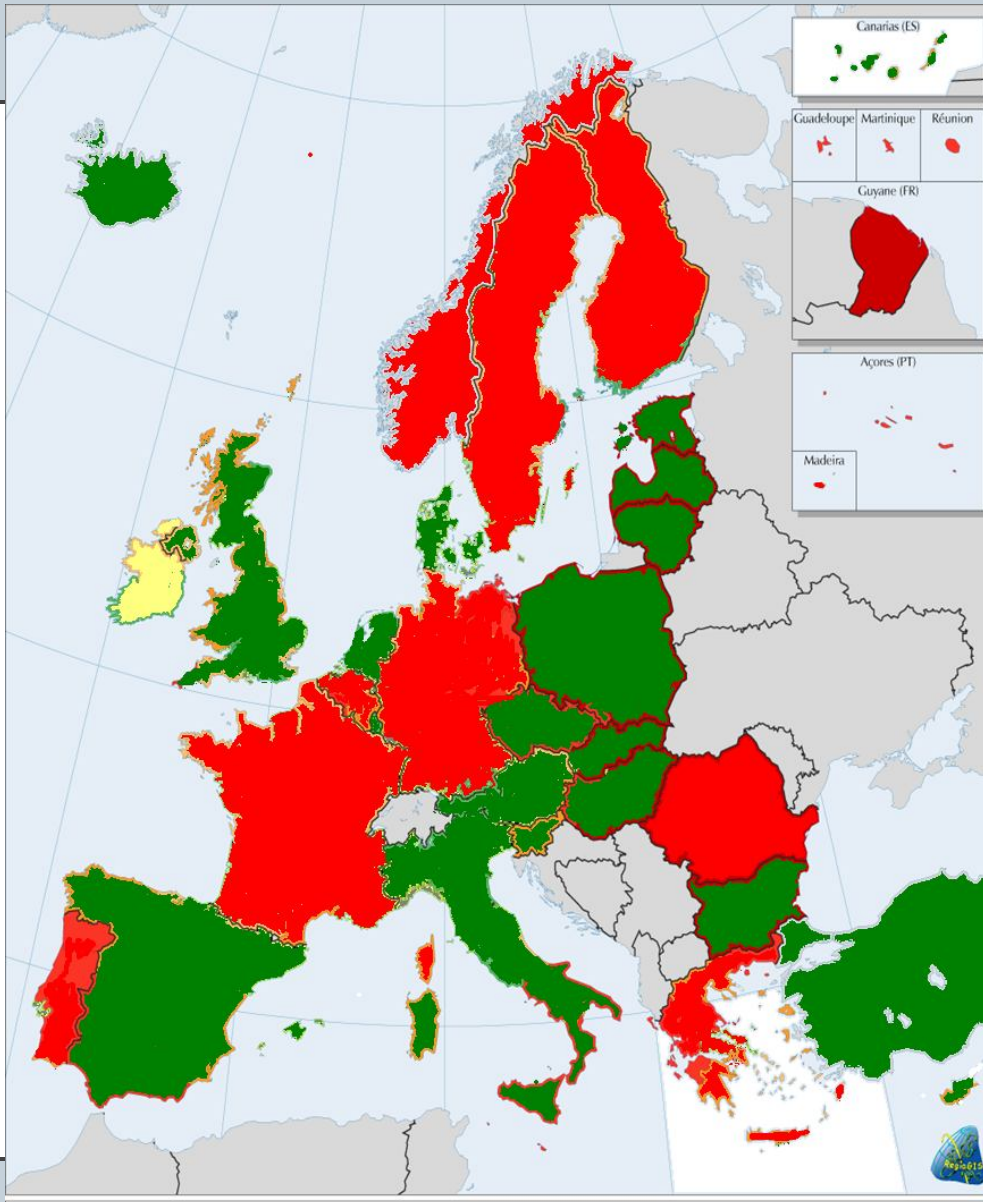
Green = growth of mobility

Yellow = stagnation

Red = decrease

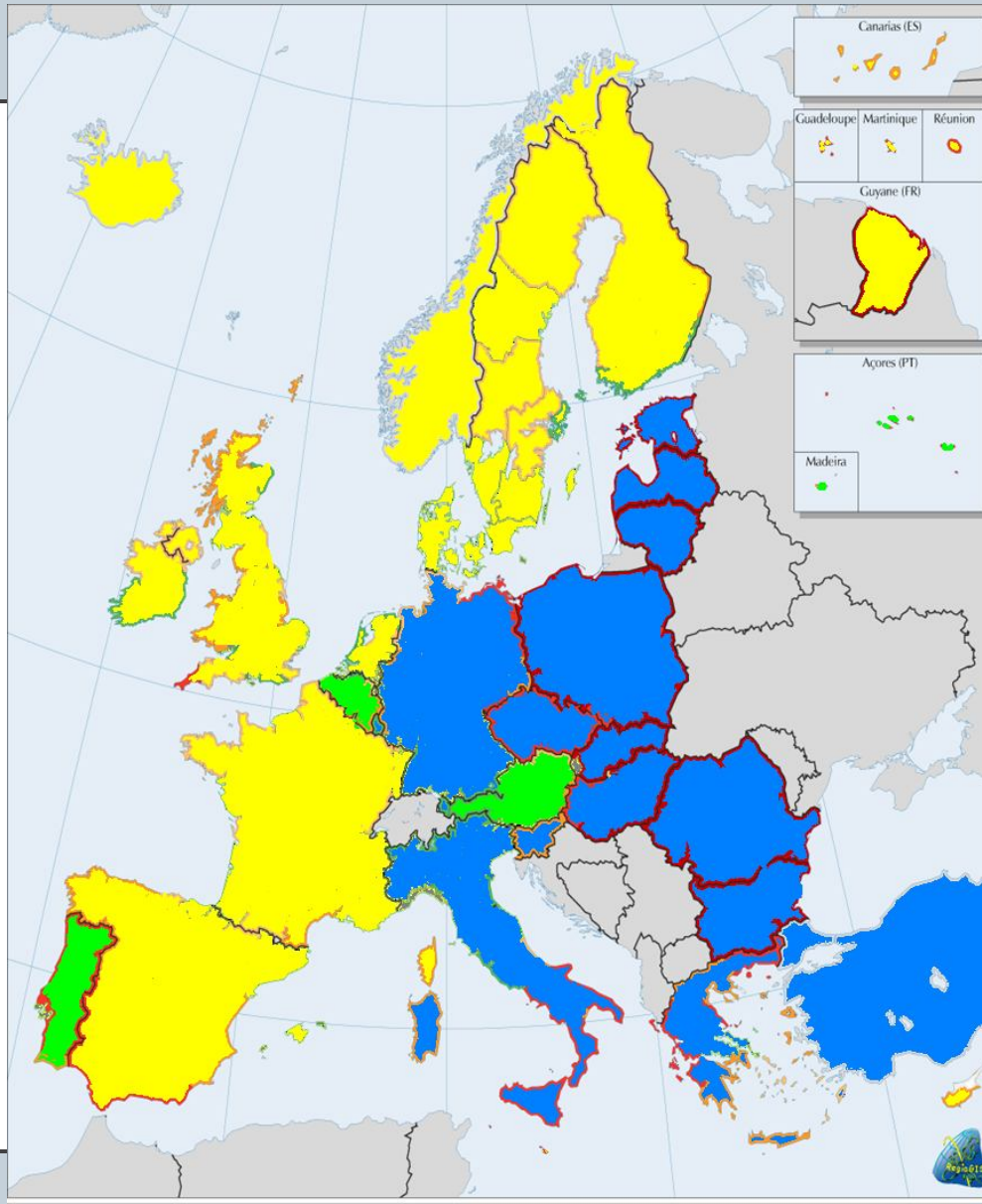
Academic year 2007/08

Preliminary data (Source:
European Commission)





Erasmus study mobility (SMS) 2006/2007



Legend:

Green = Balance

Yellow = Imbalance:
more **incomings**

Blue = Imbalance:
more **outgoings**

Academic year 2006/07
(Source: European Commission)



**Internationalisation
and transparency of
higher education
systems
(multilateral
approach)**

**Impact on the
Bologna Process**

**Impact of
ERASMUS on
systems**

**European and national
policies on
student mobility**

**Implementation
of ECTS**



**Internationalisation of
higher education
cooperation (university
partnerships and
networks)**

**Development of
institutional strategies
(European Policy
Statement)**

**Impact of
ERASMUS on
institutions**

**Professionalisation of
internationalisation
management and
student services**

**Internationalisation
of teaching, learning
and curriculum
development**



Launch: 1987

**Personal growth and
development of
European citizenship**

**Improving linguistic
and intercultural
competences**

**Impact of
ERASMUS on
individuals**

**Stimulating
international labour
market mobility**

**Positive effect
on employability**



Current Challenges of ERASMUS

**Stagnation/
decrease of
mobility figures**

**Imbalance of
exchanges**

**Main
challenges to
be met**

*** Linguistic
competences
* Academic
recognition**

**Funding of
mobility (social
dimension)**



Future Prospects of ERASMUS

**Better adaptation
to the changing
framework
conditions?**

**Mass-mobility
and elite-
mobility?**

**Questions for
the next
programme
generation**

**How to make
student mobility
more attractive for
students and
institutions?**

**Opening up of
the programme
to the world?**